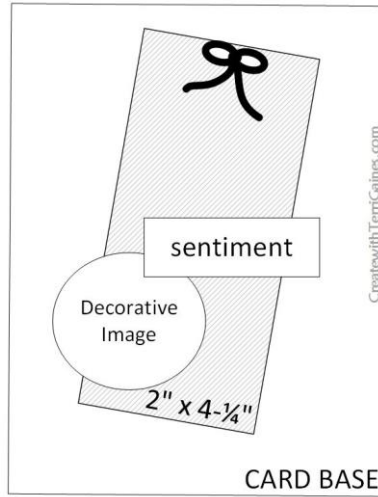
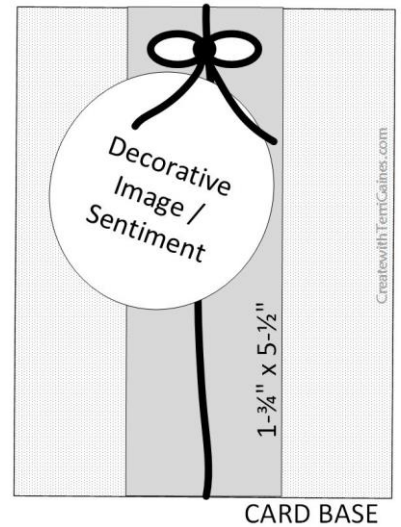




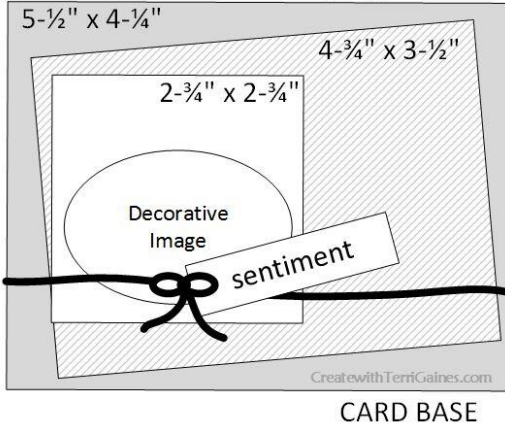
2021-22 Annual Catalog Page 112-B



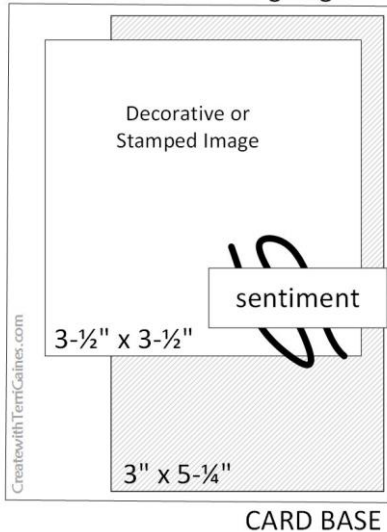
2021-22 Annual Catalog Page 112-C



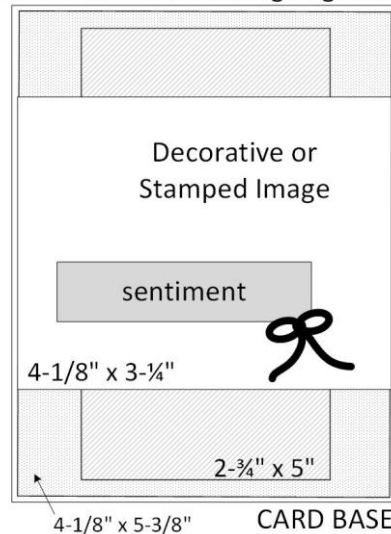
2021-22 Annual Catalog Page 112-A



2021-22 Annual Catalog Page 112-D



2021-22 Annual Catalog Page 112-E



Assembly Tips:

- Cardbase can be 5-1/2" x 8-1/2" scored/folded at 4-1/4" or 4-1/4" x 11" scored/folded at 5-1/2"
- Decorative Image can be any size or shape
- Layers can be designer paper or cardstock (*stamped or textured with embossing folder*)
- Add as many layers as desired
- Adhere layers & images with adhesive &/or Dimensionals
- Optional Ribbon/Trim can be tied into bow or knot

Terri Gaines

Blog: <https://createwithterrigaines.com/>

SU! Website: <https://terrigaines.stampinup.net/>

Facebook Group: <https://www.facebook.com/groups/createwithterrigaines>